

## Characteristics



### DESCRIPTION

PVC windows and doors made with "Rehau" profile with triple gasket, with 7 chambers on the frame profile and 6 chambers on the panel profile. The door is made with a straight profile.



### FINISHES

The profiles can be mass-coloured or coated (film-coated); the surface coating of the profiles is obtained by hot gluing acrylic and laminated films structured to be resistant to light and abrasions. These films can be in RAL colour and wood decoration.



### DIMENSIONS

Fixed frame 80 x 72 mm section.  
Mobile panel 80 x 79 mm section.



### HARDWARE

Standard Roto NT hardware with tilt and turn panel and lever rod. Complete with anti-burglary striker plates and pawls along the entire perimeter.



### GASKET AND SEAL

Triple abutment sealing profile, triple gasket; square-shaped glazing bead; drainage through holes in the lower crosspiece and external holes covered by caps, resin threshold on French windows.



### DOUBLE-GLAZING

Use of single-chamber double glazing or low-emission double-chamber triple glazing with Argon gas and warm edge ducts as standard, in accordance with the current regulations. Of variable thicknesses and types (solar control, safety, acoustic, satin ...) according to requirements.



### THERMAL TRANSMITTANCE\*

Thermal insulation achievable up to UW value of 0.86 W/m<sup>2</sup>K

\*Calculated thermal values (according to the standard UNI EN ISO 10077-1 and 2), with U<sub>f</sub> = 1.3 (W/m<sup>2</sup>K), low-emission double glazing with warm-edge duct (warm edge) and U<sub>g</sub> value = 1.1 (W/m<sup>2</sup>K) best thermal insulation value referring to the double glazing with best thermal transmittance present in the price list and warm-edge duct (warm edge)



### ACOUSTIC PROTECTION

Starting from 31 dB for windows based on glass noise reduction values up to 45 dB.





INTERIOR



EXTERIOR



## Strengths



### FINISHES OF YOUR CHOICE

The over 50 finishes to choose from are the symbol of ongoing research and development in order to provide our customers with continuous and always trendy innovative solutions.



### STANDARD WARRANTY\*



Functionality of the windows - 10 YEARS



No cracking of the surface of PVC windows - 10 YEARS



No fogging inside the double-glazing - 10 YEARS



No total detachment of any PVC window covering films - 10 YEARS

\* See the conditions set out in the warranty certificate and the provisions of article 5 of the general terms and conditions of sale



### DESIGN


Our windows have a highly topical aesthetic, reflecting a clear language of forms. The building systems in step with the times, linked to the attention to detail, are adaptable to any environment to meet the individuality and functionality needs of our customers.



Hinge detail



Concealed hinge detail



Squared glazing bead



### INVISIBLE WELDING AS STANDARD

#### Total elimination of the weld bead.

The surface is perfectly flat and homogeneous, without the need for milling and painting

### ATTENTION TO DETAIL

#### Flawless aesthetics even in the hidden parts.

The welding profile has no discontinuities or imperfections along the entire length.



### SAVINGS

Waterproofing, profiles, glass with synthetic material spacer, gaskets and installation without a thermal bridge have a considerable influence on energy savings and, consequently, on the cost of bills.

## Finishes




### Total Look

THE COLLECTION OF FINISHES  
TO COORDINATE THE ENTIRE HOUSE

The Total Look laminate finishes are exclusive to the commercial offer and provide an alternative solution combined with interior doors to create greater harmony within your home.

Coating takes place by means of a laminate film usually used for interior doors and furniture.

Laminate finishes are the symbol of continuous research and development in order to provide customers with continuous innovative solutions.



Cod. 1741L  
Dark Oak



Cod. 1738L  
Magelan Ice



Cod. 1743L  
Bleached Ash



Cod. 1579L  
Light Elm



Cod. 1739L  
Veralinga




Cod. 1572L  
Brushed Sand



Cod. 1573L  
Brushed Grey

### PVC Profile Colour Samples


Mass-coloured profile colours: White - Ivory Ral 9001 (with surcharge on the price)  
STANDARD RENOLIT COLOUR (without surcharge on the price)



Cod. 7512  
Cod. Renolit 9.2178001-116700  
Gold oak




Cod. 225L  
Cod. Renolit 9.2178007-116700  
Walnut



Cod. 913L  
Cod. Renolit 9.3211005-116700  
Irish oak



Cod. 914L  
Cod. Renolit 9.3214009- 16700  
Soft cherry



Cod. 4444  
Cod. Hornschuch F456-5054  
Cream



Cod. 7774  
Cod. Hornschuch F456-5057  
Ash



Cod. 1562L  
Cod. Hornschuch F456-308  
Sheffield Light Oak

## Finishes

### Non-Standard Renolit Colour (with surcharge on the price)



Cod. 9792  
Cod. Renolit 3081.05-116700  
Dark red



Cod. 4683  
Cod. Renolit 5007.05-116700  
Bright blue



Cod. 7470  
Cod. Renolit 3005.05-116700  
Red wine



Cod. 4925  
Cod. Renolit 6005.05-116700  
Musk green



Cod. 9773  
Cod. Renolit 6125.05-116700  
Dark green



Cod. 4443  
Cod. Renolit 701605-1 6700  
Anthracite grey



Cod. 7666  
Cod. Renolit 7251.05-116700  
Dark Grey



Cod. 9922  
Cod. Renolit: 7155. 5-116700  
Silver grey




Cod. 2032L  
Cod. Hornschuch F436-3091  
Sheffield Oak Kolonial




Cod. 9631  
Cod. Renolit 8518.05-116700  
Dark brown



Cod. 012L  
Cod. Renolit 8875.05-116700  
Chocolate



Cod. 1059L  
Cod. Hornschuch F436-1022  
x-Brush Stahlblau



Cod. 1060L  
Cod. Hornschuch F436-1023  
x-Brush Schwarzbraun



Cod. 4914  
Cod. Hornschuch F436-2007  
Dark Oak



Cod. 1208L  
Cod. Renolit 9.0049240-114800  
Winchester XA



Cod. 1049L  
Cod. Hornschuch F436-1 001  
Metbrush Aluminium



Cod. 1443L  
Cod. Hornschuch F436-1007  
Bronze



Cod. 1423L  
Cod. Hornschuch F426-2047  
Bare Pine




Cod. 2044L  
Cod. Renolit 9.3241306-102200  
Bleached Oak




Cod. 4404  
Cod. Renolit 9.3152009-116700  
Douglas

### Non-Standard Matt Renolit Colour (with surcharge on the price)



Cod. 1551L  
Cod. Hornschuch F456-6001  
Matt Cream




Cod. 1553L  
Cod. Hornschuch F436-6039  
Sicily SFTN Matt




Cod. 1983L  
Cod. Hornschuch F436-6064  
Black Matt




Cod. 1555L  
Cod. Hornschuch F436-6021  
Fir Green SFTN Matt



Cod. 1560L  
Cod. Hornschuch F436-6023  
Dark Grey SFTN Matt




Cod. 1556L  
Cod. Hornschuch F436-6047  
Quartz Grey SFTN Matt



Cod. 1559L  
Cod. Hornschuch F436-6003 A  
Matt Anthracite Grey




Cod. 1558L  
Cod. Hornschuch F436-6010  
Dark Brown SFTN Matt




Cod. 1561 L  
Cod. Hornschuch F436-6055  
Bronze SFTN Matt



Cod. 1563L  
Cod. Hornschuch F436-1011  
Metallic Wood Moka



Cod. 2031L  
Cod. Hornschuch F470-3001  
Turner Oak matt



Cod. 2039L  
Cod. Hornschuch F470-3003  
Sheffield Oak concrete



Cod. 2038L  
Cod. Hornschuch F470-3002  
Sheffield Oak alpine

The colours are approximate  
They may undergo variations



**GIEMME**  
Italian Windows Design



For technical, constructive and typographical reasons, the colours, descriptions, technical and dimensional details, as well as any other indication and/or information contained in this catalogue may be changed without notice, also based on technological evolution or on the availability of certain materials and/or components. In order to avoid any misunderstanding with its customers, Giemme Forli srl invites you to view all the characteristics of its production at the authorised points of sale. VERS. SY80 / PRINT 10-19