

Characteristics



DESCRIPTION

PVC windows and doors made with a "Rehau" profile with a double gasket with 5 chambers. The door can be with a round or straight profile.



FINISHES

The profiles can be mass-coloured or coated (film-coated); the surface coating of the profiles is obtained by hot gluing acrylic and laminated films structured to be resistant to light and abrasions. These films can be in RAL colour and wood decoration.



DIMENSIONS

Fixed frame 70 x 68 mm section.
Mobile panel straight profile 70 x 80 mm section.
Mobile panel round profile 78 x 80 mm section.



HARDWARE

Standard Roto NT hardware with tilt and turn panel and lever rod. Complete with anti-burglary striker plates and pawls along the entire perimeter.



GASKET AND SEAL

Double abutment sealing profile, double gasket; glazing bead with a choice of two shapes: rounded or squared; drainage through holes in the lower crosspiece and external holes covered by caps, threshold with thermal break in anodised aluminium and polyamide on French windows.



DOUBLE-GLAZING

Use of low-emission single-chamber double glazing with Argon gas and warm edge ducts as standard, in accordance with the current regulations. Of variable thicknesses and types (solar control, safety, acoustic, satin ...) according to requirements.



THERMAL TRANSMITTANCE*

Thermal insulation achievable up to UW value of 1.06 W/m²K

*Calculated thermal values (according to the standard UNI EN ISO 10077-1 and 2), with U_f = 1.3 (W/m²K), low-emission double glazing with warm-edge duct (warm edge) and U_g value = 1.1 (W/m²K) best thermal insulation value referring to the double glazing with best thermal transmittance present in the price list and warm-edge duct (warm edge)



ACOUSTIC PROTECTION

Starting from 31 dB for windows based on glass noise reduction values up to 45 dB.





INTERIOR



EXTERIOR



Strengths



FINISHES OF YOUR CHOICE

The over 50 finishes to choose from are the symbol of ongoing research and development in order to provide our customers with continuous and always trendy innovative solutions.



STANDARD WARRANTY*



Functionality of the windows
- 10 YEARS



No cracking of the surface of PVC windows -
10 YEARS



No fogging inside the double-glazing
- 10 YEARS



No total detachment of any PVC window
covering films - 10 YEARS

* See the conditions set out in the warranty certificate and the provisions of article 5 of the general terms and conditions of sale



DESIGN

Our windows have a highly topical aesthetic, reflecting a clear language of forms. The building systems in step with the times, linked to the attention to detail, are adaptable to any environment to meet the individuality and functionality needs of our customers.



Hinge detail



Concealed hinge detail



Squared glazing bead



Round glazing bead



INVISIBLE WELDING AS STANDARD

Total elimination of the weld bead.

The surface is perfectly flat and homogeneous, without the need for milling and painting

ATTENTION TO DETAIL

Flawless aesthetics even in the hidden parts.

The welding profile has no discontinuities or imperfections along the entire length.



SAVINGS

Waterproofing, profiles, glass with synthetic material spacer, gaskets and installation without a thermal bridge have a considerable influence on energy savings and, consequently, on the cost of bills.

Finishes




Total Look

THE COLLECTION OF FINISHES
TO COORDINATE THE ENTIRE HOUSE

The Total Look laminate finishes are exclusive to the commercial offer and provide an alternative solution combined with interior doors to create greater harmony within your home.

Coating takes place by means of a laminate film usually used for interior doors and furniture.

Laminate finishes are the symbol of continuous research and development in order to provide customers with continuous innovative solutions.



Cod. 1741L
Dark Oak



Cod. 1738L
Magelan Ice



Cod. 1743L
Bleached Ash




Cod. 1579L
Light Elm



Cod. 1739L
Veralinga




Cod. 1572L
Brushed Sand



Cod. 1573L
Brushed Grey

PVC Profile Colour Samples

Mass-coloured profile colours: White - Ivory Ral 9001 (with surcharge on the price)
STANDARD RENOLIT COLOUR (without surcharge on the price)



Cod. 7512
Cod. Renolit 9.2178001-116700
Gold oak




Cod. 225L
Cod. Renolit 9.2178007-116700
Walnut



Cod. 913L
Cod. Renolit 9.3211005-116700
Irish oak



Cod. 914L
Cod. Renolit 9.3214009- 16700
Soft cherry



Cod. 4444
Cod. Hornschuch F456-5054
Cream



Cod. 7774
Cod. Hornschuch F456-5057
Ash



Cod. 1562L
Cod. Hornschuch F456-308
Sheffield Light Oak

Finishes

Non-Standard Renolit Colour (with surcharge on the price)



Cod. 9792
Cod. Renolit 3081.05-116700
Dark red




Cod. 4683
Cod. Renolit 5007.05-116700
Bright blue



Cod. 7470
Cod. Renolit 3005.05-116700
Red wine



Cod. 4925
Cod. Renolit 6005.05-116700
Musk green



Cod. 9773
Cod. Renolit 6125.05-116700
Dark green



Cod. 4443
Cod. Renolit 701605-1 6700
Anthracite grey



Cod. 7666
Cod. Renolit 7251.05-116700
Dark Grey



Cod. 9922
Cod. Renolit: 7155. 5-116700
Silver grey




Cod. 2032L
Cod. Hornschuch F436-3091
Sheffield Oak Kolonial




Cod. 9631
Cod. Renolit 8518.05-116700
Dark brown




Cod. 012L
Cod. Renolit 8875.05-116700
Chocolate



Cod. 1059L
Cod. Hornschuch F436-1022
x-Brush Stahlblau



Cod. 1060L
Cod. Hornschuch F436-1023
x-Brush Schwarzbraun



Cod. 4914
Cod. Hornschuch F436-2007
Dark Oak



Cod. 1208L
Cod. Renolit 9.0049240-114800
Winchester XA



Cod. 1049L
Cod. Hornschuch F436-1 001
Metbrush Aluminium



Cod. 1443L
Cod. Hornschuch F436-1007
Bronze



Cod. 1423L
Cod. Hornschuch F426-2047
Bare Pine




Cod. 2044L
Cod. Renolit 9.3241306-102200
Bleached Oak




Cod. 4404
Cod. Renolit 9.3152009-116700
Douglas

Non-Standard Matt Renolit Colour (with surcharge on the price)



Cod. 1551L
Cod. Hornschuch F456-6001
Matt Cream




Cod. 1553L
Cod. Hornschuch F436-6039
Sicily SFTN Matt




Cod. 1983L
Cod. Hornschuch F436-6064
Black Matt




Cod. 1555L
Cod. Hornschuch F436-6021
Fir Green SFTN Matt



Cod. 1560L
Cod. Hornschuch F436-6023
Dark Grey SFTN Matt




Cod. 1556L
Cod. Hornschuch F436-6047
Quartz Grey SFTN Matt



Cod. 1559L
Cod. Hornschuch F436-6003 A
Matt Anthracite Grey




Cod. 1558L
Cod. Hornschuch F436-6010
Dark Brown SFTN Matt




Cod. 1561 L
Cod. Hornschuch F436-6055
Bronze SFTN Matt



Cod. 1563L
Cod. Hornschuch F436-1011
Metallic Wood Moka



Cod. 2031L
Cod. Hornschuch F470-3001
Turner Oak matt



Cod. 2039L
Cod. Hornschuch F470-3003
Sheffield Oak concrete



Cod. 2038L
Cod. Hornschuch F470-3002
Sheffield Oak alpine

The colours are approximate
They may undergo variations



GIEMME
Italian Windows Design



For technical, constructive and typographical reasons, the colours, descriptions, technical and dimensional details, as well as any other indication and/or information contained in this catalogue may be changed without notice, also based on technological evolution or on the availability of certain materials and/or components. In order to avoid any misunderstanding with its customers, Giemme Forli srl invites you to view all the characteristics of its production at the authorised points of sale. VERS. RE7080 / PRINT 10-19